

**50mm AWNING FRAME
SINGLE / DOUBLE GLAZED KIT
PRICE LIST**



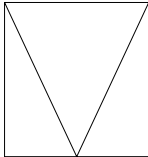
(PRICES DO NOT INCLUDE GST OR FREIGHT)

Prices are based on supplying KDC Kits meeting Wind rating of N2 / N3
 Maximum height and width: (1.26sqm) **N2** = 2100 X 600 **N3** = 1550 X 800
 Awning Windows exceeding this rating need to be quoted on application.
 Prices include a **Stainless-Steel** Awning Winder.
 Prices do not include glass or reveals.
 Powder coating colours outside this range will be charged extra and will require an extra 15 working Days.
20um Clear Anodised is required on all windows and doors situated within a coastal region.

AWNING-AW

MILL FINISH

ALSPEC CODES	HEIGHT	WIDTH				
		610	910	1210	1510	1810
S/G - 1422120						
D/G - 1422131						
	600	\$254	\$277	\$301	\$324	\$347
	900	\$274	\$297	\$321	\$344	
	1200	\$294	\$317	\$340		
	1500	\$314	\$337	\$360		
	1800	\$334				



POWDER COAT: Pearl White, Black, Primrose, Paperbark, Monument Matt

HEIGHT	WIDTH				
	610	910	1210	1510	1810
600	\$286	\$318	\$350	\$381	\$413
900	\$314	\$346	\$377	\$409	
1200	\$342	\$373	\$405		
1500	\$369	\$401	\$432		
1800	\$397				

20UM MATT NATURAL (Clear Anodised)

HEIGHT	WIDTH				
	610	910	1210	1510	1810
600	\$291	\$324	\$357	\$390	\$423
900	\$320	\$353	\$386	\$419	
1200	\$348	\$381	\$414		
1500	\$377	\$410	\$443		
1800	\$406				

**50mm AWNING FRAME
SINGLE / DOUBLE GLAZED KIT
PRICE LIST**



(PRICES DO NOT INCLUDE GST OR FREIGHT)

Prices are based on supplying KDC Kits meeting Wind rating of N2 / N3

Maximum height and width: (1.26sqm)

N2 = 2100 X 600

N3 = 1550 X 800

Awning Windows exceeding this rating need to be quoted on application.

Prices include a **Stainless-Steel** Awning Winder.

Prices do not include glass or reveals.

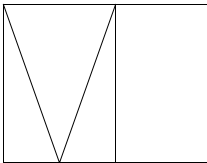
Powder coating colours outside this range will be charged extra and will require an extra 15 working Days.

20um Clear Anodised is required on all windows and doors situated within a coastal region.

AW-FX

MILL FINISH

ALSPEC CODES		HEIGHT	WIDTH					
S/G - 1422121	D/G - 1422132		910	1210	1510	1810	2110	2410
		600	\$291	\$305	\$319	\$332	\$346	\$359
		900	\$322	\$336	\$349	\$363	\$376	\$390
		1200	\$353	\$366	\$380	\$393	\$407	\$421
		1500	\$383	\$397	\$410	\$424	\$438	\$451
		1800	\$414	\$428	\$441	\$455	\$468	\$482



POWDER COAT: Pearl White, Black, Primrose, Paperbark, Monument Matt

HEIGHT	WIDTH					
	910	1210	1510	1810	2110	2410
600	\$329	\$347	\$366	\$385	\$403	\$422
900	\$370	\$389	\$408	\$426	\$445	\$464
1200	\$412	\$431	\$449	\$468	\$487	\$505
1500	\$453	\$472	\$491	\$509	\$528	\$547
1800	\$495	\$514	\$532	\$551	\$570	\$588

20UM MATT NATURAL (Clear Anodised)

HEIGHT	WIDTH					
	910	1210	1510	1810	2110	2410
600	\$335	\$355	\$374	\$394	\$413	\$433
900	\$379	\$398	\$418	\$437	\$457	\$476
1200	\$422	\$442	\$461	\$481	\$500	\$520
1500	\$466	\$485	\$505	\$524	\$544	\$563
1800	\$509	\$529	\$548	\$568	\$587	\$607

**50mm AWNING FRAME
SINGLE / DOUBLE GLAZED KIT
PRICE LIST**



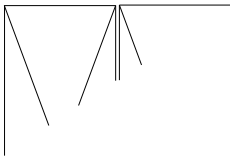
(PRICES DO NOT INCLUDE GST OR FREIGHT)

Prices are based on supplying KDC Kits meeting Wind rating of N2 / N3
 Maximum height and width: (1.26sqm) **N2 = 2100 X 600** **N3 = 1550 X 800**
 Awning Windows exceeding this rating need to be quoted on application.
 Prices include a **Stainless-Steel** Awning Winder.
 Prices do not include glass or reveals.
 Powder coating colours outside this range will be charged extra and will require an extra 15 working Days.
20um Clear Anodised is required on all windows and doors situated within a coastal region.

AW-AW

MILL FINISH

ALSPEC CODES	HEIGHT	WIDTH					
		910	1210	1510	1810	2110	2410
S/G - 1422122	600 900 1200 1500 1800	\$451	\$474	\$497	\$520	\$544	\$567
D/G - 1422133		\$489	\$512	\$535	\$558	\$582	\$605
		\$527	\$550	\$573	\$597	\$620	\$643
		\$565	\$588	\$611	\$635	\$658	\$681
		\$603	\$626	\$650	\$673	\$696	\$719



POWDER COAT: Pearl White, Black, Primrose, Paperbark, Monument Matt

HEIGHT	WIDTH					
	910	1210	1510	1810	2110	2410
600	\$501	\$533	\$565	\$596	\$628	\$660
900	\$552	\$584	\$616	\$647	\$679	\$711
1200	\$603	\$635	\$666	\$698	\$730	\$761
1500	\$654	\$685	\$717	\$749	\$780	\$812
1800	\$704	\$736	\$768	\$799	\$831	\$863

20UM MATT NATURAL (Clear Anodised)

HEIGHT	WIDTH					
	910	1210	1510	1810	2110	2410
600	\$508	\$541	\$574	\$607	\$640	\$673
900	\$560	\$593	\$626	\$659	\$692	\$725
1200	\$613	\$646	\$678	\$711	\$744	\$777
1500	\$665	\$698	\$731	\$764	\$797	\$829
1800	\$717	\$750	\$783	\$816	\$849	\$882

**50mm AWNING FRAME
SINGLE / DOUBLE GLAZED KIT
PRICE LIST**



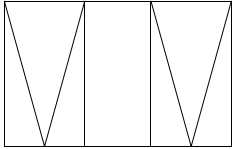
(PRICES DO NOT INCLUDE GST OR FREIGHT)

Prices are based on supplying KDC Kits meeting Wind rating of N2 / N3
 Maximum height and width: (1.26sqm) **N2 = 2100 X 600** **N3 = 1550 X 800**
 Awning Windows exceeding this rating need to be quoted on application.
 Prices include a **Stainless-Steel** Awning Winder.
 Prices do not include glass or reveals.
 Powder coating colours outside this range will be charged extra and will require an extra 15 working Days.
20um Clear Anodised is required on all windows and doors situated within a coastal region.

AW-FX-AW

MILL FINISH

ALSPEC CODES		HEIGHT	WIDTH					
S/G - 1422123	D/G - 1422147		2110	2410	2710	3010	3310	3610
		600	\$571	\$592	\$613	\$633	\$654	\$675
		900	\$619	\$640	\$661	\$682	\$703	\$724
		1200	\$668	\$689	\$710	\$731	\$752	\$773
		1500	\$717	\$738	\$759	\$780	\$801	\$822
		1800	\$766	\$787	\$808	\$829	\$850	\$871



POWDER COAT: Pearl White, Black, Primrose, Paperbark, Monument Matt

HEIGHT	WIDTH					
	2110	2410	2710	3010	3310	3610
600	\$657	\$686	\$715	\$743	\$772	\$801
900	\$722	\$751	\$780	\$808	\$837	\$866
1200	\$787	\$816	\$844	\$873	\$902	\$931
1500	\$852	\$880	\$909	\$938	\$967	\$995
1800	\$917	\$945	\$974	\$1,003	\$1,031	\$1,060

20UM MATT NATURAL (Clear Anodised)

HEIGHT	WIDTH					
	2110	2410	2710	3010	3310	3610
600	\$672	\$702	\$732	\$762	\$792	\$822
900	\$739	\$769	\$799	\$829	\$859	\$890
1200	\$806	\$836	\$866	\$897	\$927	\$957
1500	\$873	\$903	\$934	\$964	\$994	\$1,024
1800	\$941	\$971	\$1,001	\$1,031	\$1,061	\$1,091

**50mm AWNING FRAME
SINGLE / DOUBLE GLAZED KIT
PRICE LIST**



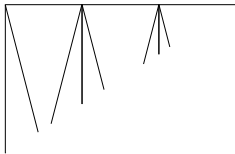
(PRICES DO NOT INCLUDE GST OR FREIGHT)

Prices are based on supplying KDC Kits meeting Wind rating of N2 / N3
 Maximum height and width: (1.26sqm) **N2 = 2100 X 600** **N3 = 1550 X 800**
 Awning Windows exceeding this rating need to be quoted on application.
 Prices include a **Stainless-Steel** Awning Winder.
 Prices do not include glass or reveals.
 Powder coating colours outside this range will be charged extra and will require an extra 15 working Days.
20um Clear Anodised is required on all windows and doors situated within a coastal region.

AW-AW-AW

MILL FINISH

ALSPEC CODES		HEIGHT	WIDTH					
S/G - 1422124	D/G - 1422151		2110	2410	2710	3010	3310	3610
		600	\$717	\$740	\$763	\$787	\$810	\$833
		900	\$773	\$796	\$820	\$843	\$866	\$889
		1200	\$829	\$853	\$876	\$899	\$922	\$946
		1500	\$886	\$909	\$932	\$955	\$979	\$1,002
		1800	\$942	\$965	\$988	\$1,012	\$1,035	\$1,058



POWDER COAT: Pearl White, Black, Primrose, Paperbark, Monument Matt

HEIGHT	WIDTH					
	2110	2410	2710	3010	3310	3610
600	\$811	\$843	\$875	\$906	\$938	\$970
900	\$885	\$917	\$949	\$980	\$1,012	\$1,044
1200	\$959	\$991	\$1,023	\$1,054	\$1,086	\$1,118
1500	\$1,033	\$1,065	\$1,097	\$1,128	\$1,160	\$1,192
1800	\$1,107	\$1,139	\$1,171	\$1,202	\$1,234	\$1,266

20UM MATT NATURAL (Clear Anodised)

HEIGHT	WIDTH					
	2110	2410	2710	3010	3310	3610
600	\$824	\$857	\$890	\$923	\$956	\$988
900	\$900	\$933	\$966	\$999	\$1,031	\$1,064
1200	\$976	\$1,009	\$1,041	\$1,074	\$1,107	\$1,140
1500	\$1,051	\$1,084	\$1,117	\$1,150	\$1,183	\$1,216
1800	\$1,127	\$1,160	\$1,193	\$1,226	\$1,259	\$1,292

**50mm AWNING FRAME
SINGLE / DOUBLE GLAZED KIT
PRICE LIST**



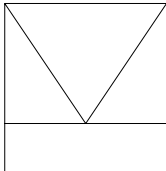
(PRICES DO NOT INCLUDE GST OR FREIGHT)

Prices are based on supplying KDC Kits meeting Wind rating of N2 / N3
 Maximum height and width: (1.26sqm) **N2 = 2100 X 600** **N3 = 1550 X 800**
 Awning Windows exceeding this rating need to be quoted on application.
 Prices include a **Stainless-Steel** Awning Winder.
 Prices do not include glass or reveals.
 Powder coating colours outside this range will be charged extra and will require an extra 15 working Days.
20um Clear Anodised is required on all windows and doors situated within a coastal region.

AW / LOWLITE

MILL FINISH

ALSPEC CODES	HEIGHT	WIDTH		
		610	910	1210
S/G - 1422125	1500 1700 1900 2100	\$349	\$381	\$413
D/G - 1422136		\$360	\$392	\$424
		\$371	\$403	\$435
		\$382	\$414	\$446



POWDER COAT: Pearl White, Black, Primrose, Paperbark, Monument Matt

HEIGHT	WIDTH		
	610	910	1210
1500	\$410	\$454	\$498
1700	\$426	\$470	\$514
1900	\$441	\$486	\$530
2100	\$457	\$501	\$545

20UM MATT NATURAL (Clear Anodised)

HEIGHT	WIDTH		
	610	910	1210
1500	\$420	\$467	\$513
1700	\$437	\$483	\$530
1900	\$453	\$500	\$546
2100	\$470	\$516	\$563

**50mm AWNING FRAME
SINGLE / DOUBLE GLAZED KIT
PRICE LIST**



(PRICES DO NOT INCLUDE GST OR FREIGHT)

Prices are based on supplying KDC Kits meeting Wind rating of N2 / N3

Maximum height and width: (1.26sqm)

N2 = 2100 X 600

N3 = 1550 X 800

Awning Windows exceeding this rating need to be quoted on application.

Prices include a **Stainless-Steel** Awning Winder.

Prices do not include glass or reveals.

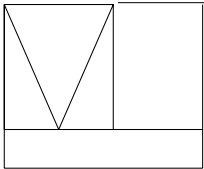
Powder coating colours outside this range will be charged extra and will require an extra 15 working Days.

20um Clear Anodised is required on all windows and doors situated within a coastal region.

AW -FX / LOWLITE

MILL FINISH

ALSPEC CODES	HEIGHT	WIDTH					
		910	1210	1510	1810	2110	2410
S/G - 1422126	1500	\$435	\$463	\$492	\$520	\$549	\$577
D/G - 1422152	1700	\$450	\$478	\$507	\$535	\$564	\$592
	1900	\$464	\$493	\$521	\$550	\$578	\$607
	2100	\$479	\$508	\$536	\$565	\$593	\$622



POWDER COAT: Pearl White, Black, Primrose, Paperbark, Monument Matt

HEIGHT	WIDTH					
	910	1210	1510	1810	2110	2410
1500	\$519	\$559	\$598	\$638	\$678	\$718
1700	\$539	\$579	\$619	\$658	\$698	\$738
1900	\$559	\$599	\$639	\$679	\$719	\$758
2100	\$580	\$620	\$659	\$699	\$739	\$779

20UM MATT NATURAL (Clear Anodised)

HEIGHT	WIDTH					
	910	1210	1510	1810	2110	2410
1500	\$536	\$578	\$620	\$662	\$705	\$747
1700	\$557	\$599	\$642	\$684	\$726	\$768
1900	\$579	\$621	\$663	\$705	\$748	\$790
2100	\$600	\$642	\$685	\$727	\$769	\$811

**50mm AWNING FRAME
SINGLE / DOUBLE GLAZED KIT
PRICE LIST**



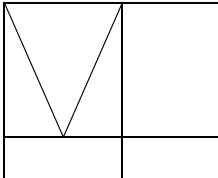
(PRICES DO NOT INCLUDE GST OR FREIGHT)

Prices are based on supplying KDC Kits meeting Wind rating of N2 / N3
 Maximum height and width: (1.26sqm) **N2 = 2100 X 600** **N3 = 1550 X 800**
 Awning Windows exceeding this rating need to be quoted on application.
 Prices include a **Stainless-Steel** Awning Winder.
 Prices do not include glass or reveals.
 Powder coating colours outside this range will be charged extra and will require an extra 15 working Days.
20um Clear Anodised is required on all windows and doors situated within a coastal region.

AW -FX / OO

MILL FINISH

ALSPEC CODES		HEIGHT	WIDTH					
S/G - 1422127	D/G - 1422146		910	1210	1510	1810	2110	2410
		1500	\$459	\$488	\$516	\$545	\$573	\$602
		1700	\$478	\$506	\$535	\$563	\$592	\$620
		1900	\$496	\$524	\$553	\$581	\$610	\$639
		2100	\$514	\$543	\$571	\$600	\$628	\$657



POWDER COAT: Pearl White, Black, Primrose, Paperbark, Monument Matt

HEIGHT	WIDTH					
	910	1210	1510	1810	2110	2410
1500	\$547	\$586	\$626	\$666	\$706	\$745
1700	\$572	\$611	\$651	\$691	\$731	\$770
1900	\$597	\$636	\$676	\$716	\$756	\$795
2100	\$622	\$661	\$701	\$741	\$781	\$821

20UM MATT NATURAL (Clear Anodised)

HEIGHT	WIDTH					
	910	1210	1510	1810	2110	2410
1500	\$564	\$607	\$649	\$691	\$733	\$776
1700	\$591	\$633	\$675	\$718	\$760	\$802
1900	\$617	\$660	\$702	\$744	\$786	\$829
2100	\$644	\$686	\$728	\$771	\$813	\$855

**50mm AWNING FRAME
SINGLE / DOUBLE GLAZED KIT
PRICE LIST**



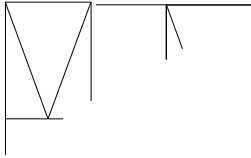
(PRICES DO NOT INCLUDE GST OR FREIGHT)

Prices are based on supplying KDC Kits meeting Wind rating of N2 / N3
 Maximum height and width: (1.26sqm) **N2 = 2100 X 600** **N3 = 1550 X 800**
 Awning Windows exceeding this rating need to be quoted on application.
 Prices include a **Stainless-Steel** Awning Winder.
 Prices do not include glass or reveals.
 Powder coating colours outside this range will be charged extra and will require an extra 15 working Days.
20um Clear Anodised is required on all windows and doors situated within a coastal region.

AW -FX-AW / 000

MILL FINISH

ALSPEC CODES	HEIGHT	WIDTH						
		2110	2410	2710	3010	3310	3610	
S/G - 1422128	1500	\$802	\$832	\$861	\$891	\$921	\$951	
D/G - 1422153		1700	\$830	\$860	\$889	\$919	\$949	\$979
		1900	\$858	\$888	\$917	\$947	\$977	\$1,006
		2100	\$886	\$916	\$945	\$975	\$1,005	\$1,034



POWDER COAT: Pearl White, Black, Primrose, Paperbark, Monument Matt

HEIGHT	WIDTH					
	2110	2410	2710	3010	3310	3610
1500	\$960	\$1,001	\$1,043	\$1,084	\$1,125	\$1,167
1700	\$998	\$1,039	\$1,080	\$1,122	\$1,163	\$1,204
1900	\$1,024	\$1,065	\$1,106	\$1,148	\$1,189	\$1,230
2100	\$1,073	\$1,114	\$1,155	\$1,196	\$1,238	\$1,279

20UM MATT NATURAL (Clear Anodised)

HEIGHT	WIDTH					
	2110	2410	2710	3010	3310	3610
1500	\$990	\$1,033	\$1,077	\$1,121	\$1,165	\$1,208
1700	\$1,000	\$1,043	\$1,087	\$1,131	\$1,174	\$1,218
1900	\$1,009	\$1,053	\$1,097	\$1,140	\$1,184	\$1,228
2100	\$1,019	\$1,063	\$1,107	\$1,150	\$1,194	\$1,238

**50mm AWNING FRAME
SINGLE / DOUBLE GLAZED KIT
PRICE LIST**



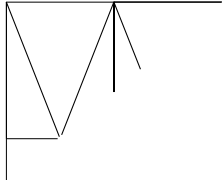
(PRICES DO NOT INCLUDE GST OR FREIGHT)

Prices are based on supplying KDC Kits meeting Wind rating of N2 / N3
 Maximum height and width: (1.26sqm) **N2 = 2100 X 600** **N3 = 1550 X 800**
 Awning Windows exceeding this rating need to be quoted on application.
 Prices include a **Stainless-Steel** Awning Winder.
 Prices do not include glass or reveals.
 Powder coating colours outside this range will be charged extra and will require an extra 15 working Days.
20um Clear Anodised is required on all windows and doors situated within a coastal region.

AW-AW/OO

MILL FINISH

ALSPEC CODES		HEIGHT	WIDTH					
S/G - 1422129	D/G - 1422135		910	1210	1510	1810	2110	2410
		1500	\$670	\$699	\$729	\$759	\$788	\$818
		1700	\$697	\$727	\$757	\$787	\$816	\$846
		1900	\$725	\$755	\$785	\$815	\$844	\$874
		2100	\$753	\$783	\$813	\$842	\$872	\$902



POWDER COAT: Pearl White, Black, Primrose, Paperbark, Monument Matt

HEIGHT	WIDTH					
	910	1210	1510	1810	2110	2410
1500	\$763	\$802	\$842	\$882	\$922	\$961
1700	\$795	\$835	\$875	\$915	\$954	\$994
1900	\$828	\$868	\$908	\$947	\$987	\$1,027
2100	\$861	\$901	\$940	\$980	\$1,020	\$1,060

20UM MATT NATURAL (Clear Anodised)

HEIGHT	WIDTH					
	910	1210	1510	1810	2110	2410
1500	\$782	\$824	\$866	\$909	\$951	\$993
1700	\$816	\$859	\$901	\$943	\$985	\$1,028
1900	\$851	\$893	\$935	\$977	\$1,020	\$1,062
2100	\$885	\$927	\$970	\$1,012	\$1,054	\$1,096

**50mm AWNING FRAME
SINGLE / DOUBLE GLAZED KIT
PRICE LIST**



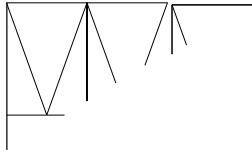
(PRICES DO NOT INCLUDE GST OR FREIGHT)

Prices are based on supplying KDC Kits meeting Wind rating of N2 / N3
 Maximum height and width: (1.26sqm) **N2 = 2100 X 600** **N3 = 1550 X 800**
 Awning Windows exceeding this rating need to be quoted on application.
 Prices include a **Stainless-Steel** Awning Winder.
 Prices do not include glass or reveals.
 Powder coating colours outside this range will be charged extra and will require an extra 15 working Days.
20um Clear Anodised is required on all windows and doors situated within a coastal region.

AW-AW-AW/000

MILL FINISH

ALSPEC CODES	HEIGHT	WIDTH					
		2110	2410	2710	3010	3310	3610
S/G - 1422130							
D/G - 1422154	1500	\$1,024	\$1,056	\$1,088	\$1,120	\$1,152	\$1,184
	1700	\$1,054	\$1,086	\$1,118	\$1,150	\$1,182	\$1,214
	1900	\$1,084	\$1,116	\$1,148	\$1,180	\$1,212	\$1,244
	2100	\$1,115	\$1,147	\$1,179	\$1,211	\$1,243	\$1,275



POWDER COAT: Pearl White, Black, Primrose, Paperbark, Monument Matt

HEIGHT	WIDTH					
	2110	2410	2710	3010	3310	3610
1500	\$1,193	\$1,237	\$1,282	\$1,326	\$1,370	\$1,414
1700	\$1,234	\$1,278	\$1,322	\$1,366	\$1,411	\$1,455
1900	\$1,274	\$1,318	\$1,363	\$1,407	\$1,451	\$1,495
2100	\$1,315	\$1,359	\$1,403	\$1,447	\$1,492	\$1,536

20UM MATT NATURAL (Clear Anodised)

HEIGHT	WIDTH					
	2110	2410	2710	3010	3310	3610
1500	\$1,220	\$1,266	\$1,313	\$1,359	\$1,406	\$1,452
1700	\$1,262	\$1,308	\$1,355	\$1,401	\$1,448	\$1,494
1900	\$1,304	\$1,351	\$1,397	\$1,444	\$1,490	\$1,537
2100	\$1,346	\$1,393	\$1,439	\$1,486	\$1,532	\$1,579

**50mm AWNING FRAME
SINGLE / DOUBLE GLAZED KIT
PRICE LIST**




(PRICES DO NOT INCLUDE GST OR FREIGHT)

Prices are based on supplying KDC Kits meeting Wind rating of N2 / N3
 Maximum height and width: (1.26sqm) **N2 = 2100 X 600** **N3 = 1550 X 800**
 Awning Windows exceeding this rating need to be quoted on application.
 Prices include a **Stainless-Steel** Awning Winder.
 Prices do not include glass or reveals.
 Powder coating colours outside this range will be charged extra and will require an extra 15 working Days.
20um Clear Anodised is required on all windows and doors situated within a coastal region.

FIX PANEL - AWNING FRAME

MILL FINISH

ALSPEC CODES	HEIGHT	WIDTH			
		610	910	1210	1510
S/G - 1422155					
D/G - 1422138					
	610	\$126	\$140	\$153	\$167
	910	\$140	\$153	\$167	\$180
	1210	\$153	\$167	\$180	\$194
	1510	\$167	\$180	\$194	\$207
	1810	\$180	\$194	\$207	\$221



POWDER COAT: Pearl White, Black, Primrose, Paperbark, Monument Matt

HEIGHT	WIDTH			
	610	910	1210	1510
610	\$150	\$170	\$189	\$209
910	\$170	\$189	\$209	\$228
1210	\$189	\$209	\$228	\$247
1510	\$209	\$228	\$247	\$267
1810	\$228	\$247	\$267	\$286

20UM MATT NATURAL (Clear Anodised)

HEIGHT	WIDTH			
	610	910	1210	1510
610	\$157	\$178	\$199	\$220
910	\$178	\$199	\$220	\$240
1210	\$199	\$220	\$240	\$261
1510	\$220	\$240	\$261	\$282
1810	\$240	\$261	\$282	\$303

**50mm AWNING FRAME
SINGLE / DOUBLE GLAZED KIT
PRICE LIST**



(PRICES DO NOT INCLUDE GST OR FREIGHT)

Prices are based on supplying KDC Kits meeting Wind rating of N2 / N3

Maximum height and width: (1.26sqm)

N2 = 2100 X 600

N3 = 1550 X 800

Awning Windows exceeding this rating need to be quoted on application.

Prices include a **Stainless-Steel** Awning Winder.

Prices do not include glass or reveals.

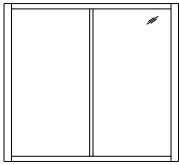
Powder coating colours outside this range will be charged extra and will require an extra 15 working Days.

20um Clear Anodised is required on all windows and doors situated within a coastal region.

FIX PANEL & FIX PANEL- AWNING FRAME

MILL FINISH

ALSPEC CODES	HEIGHT	WIDTH						
		1210	1510	1810	2110	2410	2710	3010
S/G - 1422156								
D/G - 1422137	610	\$194	\$207	\$221	\$234	\$248	\$261	\$275
	910	\$218	\$232	\$245	\$259	\$272	\$286	\$299
	1210	\$243	\$256	\$270	\$283	\$297	\$310	\$324
	1510	\$267	\$281	\$294	\$308	\$321	\$335	\$348
	1810	\$292	\$305	\$319	\$332	\$346	\$359	\$373
	2110	\$316	\$330	\$343	\$357	\$370	\$384	\$397
	2410	\$341	\$354	\$368	\$381	\$395	\$408	\$422
	2710	\$365	\$379	\$392	\$406	\$419	\$433	\$446



POWDER COAT: Pearl White, Black, Primrose, Paperbark, Monument Matt

HEIGHT	WIDTH						
	1210	1510	1810	2110	2410	2710	3010
610	\$237	\$256	\$276	\$295	\$315	\$334	\$353
910	\$271	\$290	\$310	\$329	\$348	\$368	\$387
1210	\$305	\$324	\$344	\$363	\$382	\$402	\$421
1510	\$339	\$358	\$378	\$397	\$416	\$436	\$455
1810	\$373	\$392	\$411	\$431	\$450	\$470	\$489
2110	\$407	\$426	\$445	\$465	\$484	\$504	\$523
2410	\$441	\$460	\$479	\$499	\$518	\$537	\$557
2710	\$474	\$494	\$513	\$533	\$552	\$571	\$591

20UM MATT NATURAL (Clear Anodised)

HEIGHT	WIDTH						
	1210	1510	1810	2110	2410	2710	3010
610	\$248	\$269	\$290	\$311	\$332	\$353	\$374
910	\$285	\$306	\$327	\$347	\$368	\$389	\$410
1210	\$321	\$342	\$363	\$384	\$405	\$426	\$447
1510	\$357	\$378	\$399	\$420	\$441	\$462	\$483
1810	\$394	\$415	\$436	\$457	\$478	\$499	\$519
2110	\$430	\$451	\$472	\$493	\$514	\$535	\$556
2410	\$467	\$488	\$509	\$529	\$550	\$571	\$592
2710	\$503	\$524	\$545	\$566	\$587	\$608	\$629

**50mm AWNING FRAME
SINGLE / DOUBLE GLAZED KIT
PRICE LIST**



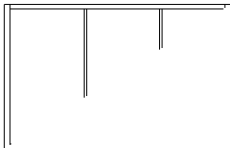
(PRICES DO NOT INCLUDE GST OR FREIGHT)

Prices are based on supplying KDC Kits meeting Wind rating of N2 / N3
 Maximum height and width: (1.26sqm) **N2 = 2100 X 600** **N3 = 1550 X 800**
 Awning Windows exceeding this rating need to be quoted on application.
 Prices include a **Stainless-Steel** Awning Winder.
 Prices do not include glass or reveals.
 Powder coating colours outside this range will be charged extra and will require an extra 15 working Days.
20um Clear Anodised is required on all windows and doors situated within a coastal region.

FIX PANEL & FIX PANEL & FIX PANEL- AWNING FRAME MILL

FINISH

ALSPEC CODES	HEIGHT	WIDTH						
		1810	2110	2410	2710	3010	3310	3610
S/G - NO CODE								
D/G - NO CODE								
	610	\$262	\$275	\$289	\$302	\$316	\$329	\$343
	910	\$297	\$311	\$324	\$338	\$351	\$365	\$378
	1210	\$333	\$346	\$360	\$373	\$387	\$400	\$414
	1510	\$368	\$382	\$395	\$409	\$422	\$436	\$449
	1810	\$404	\$417	\$431	\$444	\$458	\$471	\$485
	2110	\$439	\$453	\$466	\$480	\$493	\$507	\$520
	2410	\$475	\$488	\$502	\$515	\$529	\$542	\$556
	2710	\$510	\$524	\$537	\$551	\$564	\$578	\$591



POWDER COAT: Pearl White, Black, Primrose, Paperbark, Monument Matt

HEIGHT	WIDTH						
	1810	2110	2410	2710	3010	3310	3610
610	\$324	\$343	\$362	\$382	\$401	\$421	\$440
910	\$372	\$391	\$411	\$430	\$450	\$469	\$488
1210	\$421	\$440	\$459	\$479	\$498	\$517	\$537
1510	\$469	\$488	\$508	\$527	\$547	\$566	\$585
1810	\$517	\$537	\$556	\$576	\$595	\$614	\$634
2110	\$566	\$585	\$605	\$624	\$643	\$663	\$682
2410	\$614	\$634	\$653	\$673	\$692	\$711	\$731
2710	\$663	\$682	\$702	\$721	\$740	\$760	\$779

20UM MATT NATURAL (Clear Anodised)

HEIGHT	WIDTH						
	1810	2110	2410	2710	3010	3310	3610
610	\$340	\$361	\$382	\$403	\$424	\$445	\$466
910	\$392	\$413	\$434	\$455	\$475	\$496	\$517
1210	\$444	\$465	\$485	\$506	\$527	\$548	\$569
1510	\$495	\$516	\$537	\$558	\$579	\$600	\$621
1810	\$547	\$568	\$589	\$610	\$631	\$652	\$673
2110	\$599	\$620	\$641	\$662	\$683	\$704	\$725
2410	\$651	\$672	\$693	\$714	\$735	\$756	\$777
2710	\$703	\$724	\$745	\$766	\$787	\$807	\$828

